

Electric wire Electric wire cover Junction Grommet



User's manuals in other languages are available at :
<http://si.shimano.com>

INTRODUCTION

- Contact the place of purchase or a bicycle dealer for information on installation and adjustment of the products which are not found in the user's manual. A dealer's manual for professional and experienced bicycle mechanics is available on our website (<http://si.shimano.com>).
- Do not disassemble or alter this product.

For safety, be sure to read this user's manual thoroughly before use, and follow them for correct use.

Important Safety Information

Guidelines that require replacement, contact the place of purchase or a bicycle dealer.

WARNING

- When the shifting switch is operated, the motor which drives the front derailleur will operate to the shifting position without stopping, so be careful not to get your fingers caught.
- After reading the user's manual carefully, keep it in a safe place for later reference.

Note

- This is a small waterproof connector. Do not repeat connecting and disconnecting it. It may impair the function.
- The components are designed to be fully waterproofed to withstand wet weather riding conditions; however, do not deliberately place them into water.
- Do not clean the bicycle in a high-pressure car wash. If water gets into any of the components, operating problems or rusting may result.
- Handle the products carefully, and avoid subjecting them to any strong shocks.
- Contact the place of purchase for updates of the product software. The most up-to-date information is available on the Shimano website.

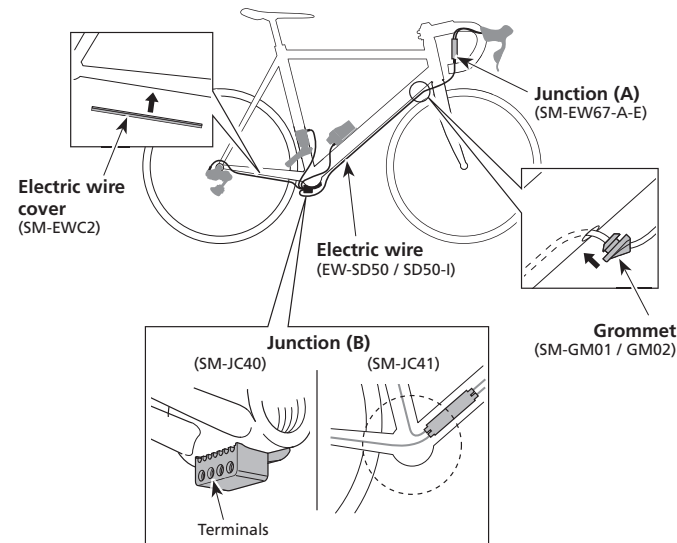
- Do not use thinners or similar substances to clean the products. Such substances may damage the surfaces.
- Be careful not to let water get into the terminal.
- Store in a safe place out of the reach of small children to avoid letting them swallow by mistake.
- Products are not guaranteed against natural wear and deterioration from normal use and aging.
- For maximum performance we highly recommend Shimano lubricants and maintenance products.

Regular inspections before riding the bicycle

Before riding the bicycle, check the following items. If any problems are found with the following items, contact the place of purchase or a bicycle dealer.

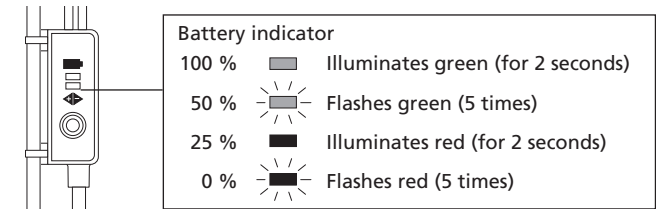
- Is there sufficient charge remaining in the battery?
- Is there any noticeable damage to the electric wires?

Names of parts



Battery charge display function

Press and hold either shifting switch for 0.5 seconds or more. You can check the amount of battery charge remaining using the battery indicator on top of junction (A).

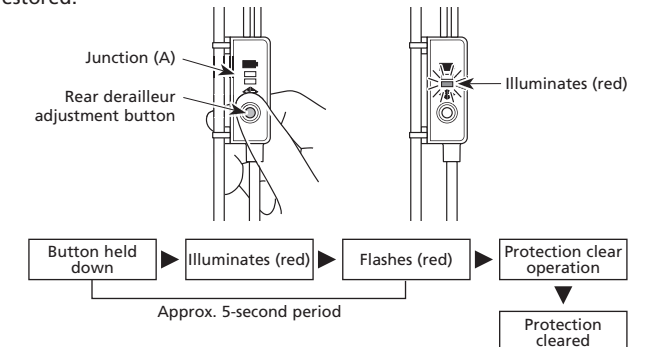


* When the battery charge is low, first the front derailleur will stop operating, and then the rear derailleur will stop operating. When the battery is fully spent, the derailleurs will stop at the positions where they were last shifted to. If the battery indicator is illuminated red, it is recommended that you recharge the battery as soon as possible.

About the protection function

* Rotate the front chainwheel while restoring operation after the protection function has been activated.

If the bicycle receives a strong impact, the protection function operates and the connection between the motor and the link is momentarily severed so that the rear derailleur will no longer operate. This is done in order to protect the system at times such as if the bicycle falls over. If this happens, press the rear derailleur adjustment button on junction (A) of the SM-EW67-A-E for 5 seconds or more. This will restore the connection between the motor and the link and clear the protection function for the rear derailleur. If the connection is not restored, push/pull the cage sideways or move it forward and backward by hand. Operate the shifting switches to check that the connection has been restored.



When the red LED on junction (A) is illuminated, the rear derailleur cannot shift gears. Press the rear derailleur adjustment button until the red LED turns off.

SHIMANO

SHIMANO AMERICAN CORPORATION
One Holland, Irvine, California 92618, U.S.A. Phone: +1-949-951-5003

SHIMANO EUROPE B.V.
Industrieweg 24, 8071 CT Nunspeet, The Netherlands Phone: +31-341-272222

SHIMANO INC.
3-77 Oimatsu-cho, Sakai-ku, Sakai-shi, Osaka 590-8577, Japan