

Shifting Lever (2-WAY RELEASE)



User's manuals in other languages are available at :
<http://si.shimano.com>

IMPORTANT NOTICE

- Contact the place of purchase or a bicycle dealer for information on installation and adjustment of the products which are not found in the user's manual. A dealer's manual for professional and experienced bicycle mechanics is available on our website (<http://si.shimano.com>).
- Do not disassemble or alter this product.

For safety, be sure to read this user's manual thoroughly before use, and follow it for correct use.

Important Safety Information

For replacement information, contact the place of purchase or a bicycle dealer.

WARNING

- After reading the user's manual carefully, keep it in a safe place for later reference.

Note

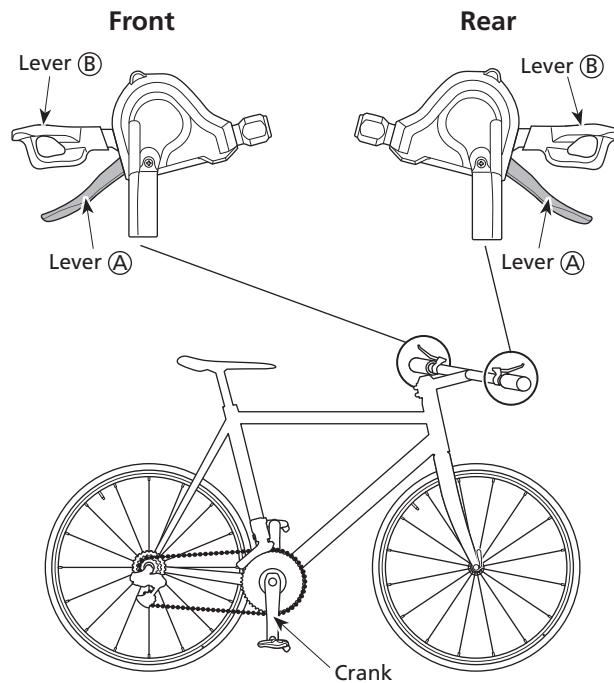
- Be sure to keep turning the crank during the lever operation.
- Products are not guaranteed against natural wear and deterioration from normal use and aging.
- In the case of carbon levers, wash them with a soft cloth using a neutral detergent. Otherwise, the material may brake down and be damaged.
- Avoid leaving the carbon levers in places where high temperatures are present. Also, keep them far away from fire.
- For maximum performance we highly recommend Shimano lubricants and maintenance products.

Regular inspections before riding the bicycle

Before riding the bicycle, check the following items. If any problems are found with the following items, contact the place of purchase or a bicycle dealer.

- Is gear shifting carried out smoothly?
- Are the levers securely installed to the handlebars?
- Do any abnormal noises occur during operation?

Names of parts



Operation

Gear shifting operation

Be sure to keep turning the crank during the lever operation.

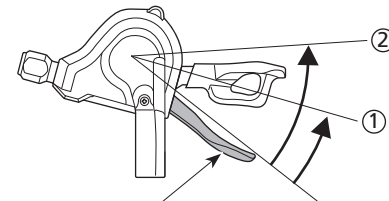
Caution on operation

Both lever **A** and **B** always return to the start position after shifting.

Operation of rear derailleur lever

The lever stroke can be varied to shift the desired number of gears; to shift by one gear at a time move the lever to the **1** position, and to shift by two gears at a time move the lever to the **2** position.

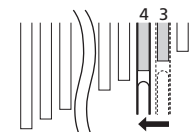
- Lever **A** : Shifts from smaller to larger rear sprocket.



Lever **A** start position

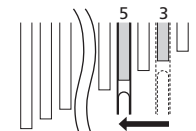
- 1** : Shifts one sprocket

Ex. : from 3rd to 4th

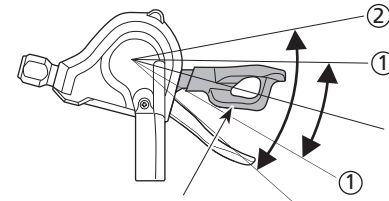


- 2** : Quick-shifts two sprockets

Ex. : from 3rd to 5th



- Lever **B** : Shifts from larger to smaller rear sprocket.

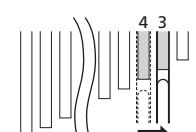


Lever **B** start position

The gears can be shifted by either pushing or pulling the lever.

Some models allow two-step gear shifting.


Ex. : from 4th to 3rd



Operation of front derailleur levers

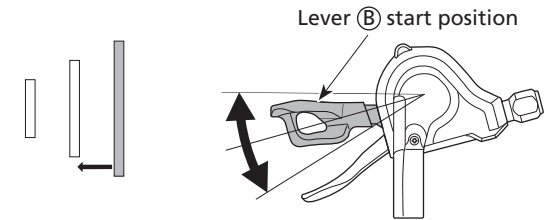
* The illustration shows the "triple" specification, but the method is the same for the "double" specification.

- Lever **A** : Shifts from smaller to larger front chainring



Lever **A** start position

- Lever **B** : Shifts from larger to smaller front chainring



The gears can be shifted by either pushing or pulling the lever.

Trimming (noise prevention mechanism) operation

* Depending on the product, trimming compatible models are available.

For compatible models, consult a dealer.

If the front derailleur comes into contact with the chain and makes noise, perform the following operation to eliminate the noise.

The lever to be operated varies depending on the chain position.

* The illustration shows the "triple" specification, but the method is the same for the "double" specification.

Chain position	Largest chainring Smaller sprockets	Middle chainring Smaller sprockets	Smallest chainring Smaller sprockets
Lever operation			

Chain position	Largest chainring Larger sprockets	Middle chainring Larger sprockets	Smallest chainring Larger sprockets
Lever operation			

SHIMANO

SHIMANO AMERICAN CORPORATION
One Holland, Irvine, California 92618, U.S.A. Phone: +1-949-951-5003

SHIMANO EUROPE B.V.
Industrieweg 24, 8071 CT Nunspeet, The Netherlands Phone: +31-341-272222

SHIMANO INC.
3-77 Oimatsu-cho, Sakai-ku, Sakai-shi, Osaka 590-8577, Japan

Please note: specifications are subject to change for improvement without notice.
(English)

© Apr. 2015 by Shimano Inc. HTR