

Cable Adjuster



User's manuals in other languages are available at : <http://si.shimano.com>

IMPORTANT NOTICE

- Contact the place of purchase or a bicycle dealer for information on installation and adjustment of the products which are not found in the user's manual. A dealer's manual for professional and experienced bicycle mechanics is available on our website (<http://si.shimano.com>).
- Do not disassemble or alter this product.

For safety, be sure to read this user's manual thoroughly before use, and follow them for correct use.

Important Safety Information

Guidelines that require replacement, contact the place of purchase or a bicycle dealer.

WARNING

- After reading the user's manual carefully, keep it in a safe place for later reference.

Note

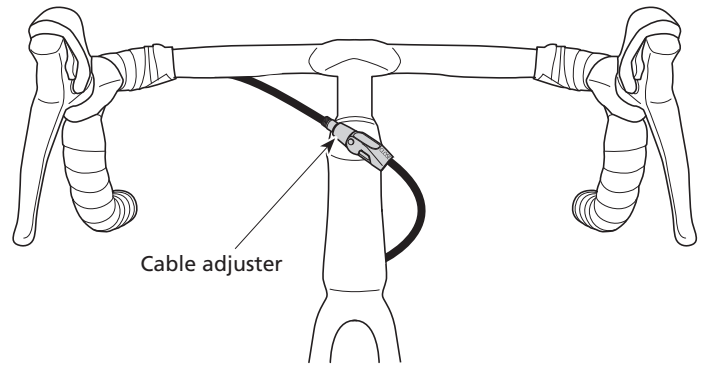
- Also read the manuals included with the brake levers and the brake caliper.
- Products are not guaranteed against natural wear and deterioration from normal use and aging.
- For maximum performance we highly recommend Shimano lubricants and maintenance products.

Regular inspections before riding the bicycle

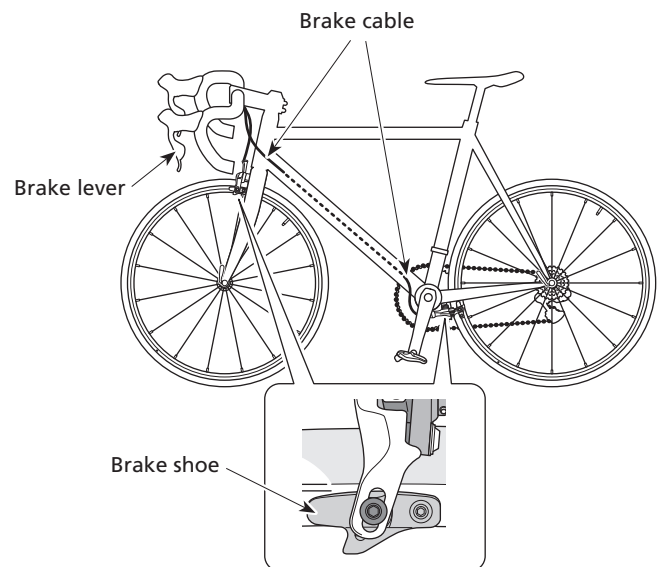
Before riding the bicycle, check the following items. If any problems are found with the following items, contact the place of purchase or a bicycle dealer.

- Do the front and rear brakes work correctly?
- Does the brake lever have sufficient freeplay?
- Does the brake cable have any rust, fraying, or cracks?
- Have the brake shoes worn down to the grooves?
- Are there any abnormal noises?

Names of parts



Cable adjuster



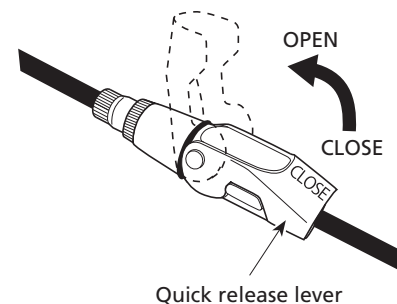
Brake cable

Brake lever

Brake shoe

Operation

Move the quick release lever of the cable adjuster to the OPEN position before removing the wheel. When installing a wheel, move the quick release lever to the OPEN position. After installation, **be sure to move the lever to the CLOSE position and check that the brakes work correctly before riding.**



Quick release lever

SHIMANO

SHIMANO AMERICAN CORPORATION
One Holland, Irvine, California 92618, U.S.A. Phone: +1-949-951-5003

SHIMANO EUROPE B.V.
Industrieweg 24, 8071 CT Nunspeet, The Netherlands Phone: +31-341-272222

SHIMANO INC.
3-77 Oimatsu-cho, Sakai-ku, Sakai-shi, Osaka 590-8577, Japan

Please note: specifications are subject to change for improvement without notice. (English)
© Sep. 2024 by Shimano Inc. ITP