



Caliper Brakes

IMPORTANT NOTICE

- Contact the place of purchase or a distributor for information on installation, adjustment, and replacement of the products which are not found in the user's manual. A dealer's manual for professional and experienced bicycle mechanics is available on our website (<https://si.shimano.com>).

For safety, be sure to read this "user's manual" thoroughly before use, follow it for correct use, and store it so that it can be referenced at any time.

The following instructions must be observed at all times in order to prevent personal injury and physical damage to equipment and surroundings. The instructions are classified according to the degree of danger or damage which may occur if the product is used incorrectly.

DANGER	Failure to follow the instructions will result in death or serious injury.
WARNING	Failure to follow the instructions could result in death or serious injury.
CAUTION	Failure to follow the instructions could cause personal injury or physical damage to equipment and surroundings.

Important safety information

WARNING

- Because each bicycle may handle slightly differently depending on the model, be sure to learn the proper braking technique (including brake lever pressure and bicycle control characteristics) and operation of your bicycle. Improper use of your bicycle's brake system may result in a loss of control or a fall, which could lead to severe injury.
- Do not disassemble or modify the product. This may cause the product to not operate correctly, and you may suddenly fall and be seriously injured.
- Do not apply the front brake too strongly. If you do so, the front wheel may lock and the bicycle may fall forward, and serious injury may result.
- Because the required braking distance will be longer during wet weather, reduce your speed and apply the brakes early and gently. You may fall or collide and be seriously injured.
- A wet road surface may cause tires to lose traction; therefore, to avoid this, reduce your speed and apply the brakes early and gently. If the tires lose traction, you may fall and be seriously injured.
- Do not allow any oil or grease to get onto the brake shoes. Riding the bicycle with oil or grease on the brake shoes may prevent the brakes from operating and result in serious injury due to a fall or collision.
- Do not use the brake cable if it has any rust, fraying, or cracks. Otherwise, the brakes may not work correctly.

Notice

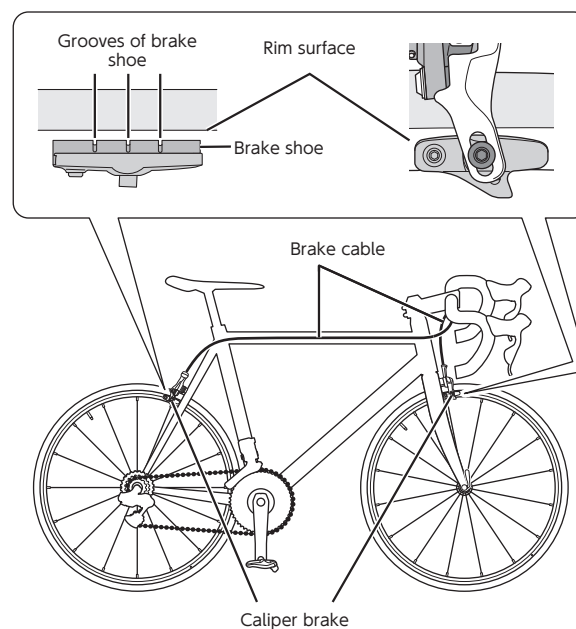
- When combined with a ceramic rim, SHIMANO road brake shoes wear down more quickly.
- If the brake shoes have worn down until the grooves are no longer visible, consult your place of purchase or a distributor.
- Different brake shoes have their own characteristics. Ask the place of purchase or a distributor for details when purchasing the brake shoes.
- Products are not guaranteed against natural wear and deterioration from normal use and aging.
- For maximum performance we highly recommend SHIMANO lubricants and maintenance products.

Regular inspections before riding the bicycle

Before riding the bicycle, check the following items. If any problems are found, consult your place of purchase or a distributor.

- Do the front and rear brakes work correctly?
- Does the brake cable have any rust, fraying, or cracks?
- Have the brake shoes worn down to the grooves?
- Are there signs of cracks or peeling on the levers?
- Are there any abnormal noises?

Names of parts

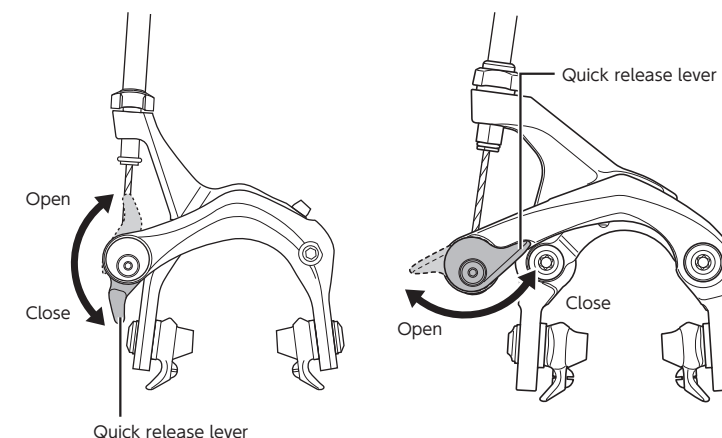


How to operate

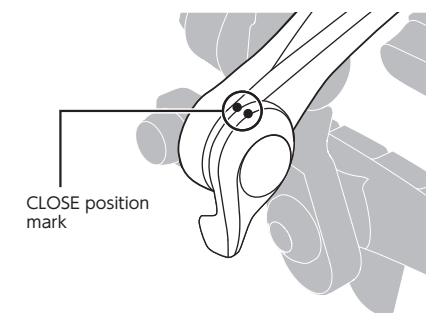
When removing the wheel, set the quick release lever of the brake caliper to the "Open" position.

When installing the wheel, set the quick release lever to the "Open" position. After installation, make sure to set it to the "Close" position and ensure that the brakes are working correctly before riding the bicycle.

- * The open/close positions for the quick release lever vary by model.



For models with a CLOSE position mark on the quick release lever and brake caliper side, align the marks. At this time, check for a click.



SHIMANO

SHIMANO NORTH AMERICA BICYCLE, INC.
One Holland, Irvine, California 92618, U.S.A. Phone: +1-949-951-5003

SHIMANO EUROPE B.V.
High Tech Campus 92, 5656 AG Eindhoven, The Netherlands Phone: +31-402-612222

SHIMANO INC.
3-77 Oimatsu-cho, Sakai-ku, Sakai City, Osaka 590-8577, Japan