



Shifting Switch for Aero Bar (for Time Trial / Triathlon)

IMPORTANT NOTICE

- Contact the place of purchase or a distributor for information on installation, adjustment, and replacement of the products which are not found in the user's manual. A dealer's manual for professional and experienced bicycle mechanics is available on our website (<https://si.shimano.com>).

For safety, be sure to read this "user's manual" thoroughly before use, follow it for correct use, and store it so that it can be referenced at any time.

The following instructions must be observed at all times in order to prevent personal injury and physical damage to equipment and surroundings. The instructions are classified according to the degree of danger or damage which may occur if the product is used incorrectly.

DANGER	Failure to follow the instructions will result in death or serious injury.
WARNING	Failure to follow the instructions could result in death or serious injury.
CAUTION	Failure to follow the instructions could cause personal injury or physical damage to equipment and surroundings.

Important safety information

WARNING

- Do not disassemble or modify the product. This may cause the product to not operate correctly, and you may suddenly fall and be seriously injured.
- When operating the shifting switch, be careful not to allow your fingers to be caught in the derailleur. The powerful motor which drives the electronic gear shifting derailleur will operate without stopping until the shifting position is reached.**

Notice

- Be sure to rotate the crank when carrying out any operations which are related to gear shifting.
- Be careful not to get water into the E-TUBE ports.
- The components are designed to be fully waterproofed to withstand wet weather riding conditions; however, do not deliberately place them into water.
- Do not clean the bicycle with a high-pressure washer. If water gets into any of the components, operating problems or rusting may result.
- Handle the components carefully, and avoid subjecting them to strong shock.
- Contact the place of purchase for updates of the component software. The most up-to-date information is available on the SHIMANO website.
- Do not use the thinners or harsh solvents to clean the products. Such solvents may damage the surface.
- Products are not guaranteed against natural wear and deterioration from normal use and aging.

- For maximum performance we highly recommend SHIMANO lubricants and maintenance products.

This device complies with part 15 of the FCC Rules. Operation is subject to the following two conditions:
(1) This device may not cause harmful interference, and (2) this device must accept any interference received, including interference that may cause undesired operation.

Regular inspections before riding the bicycle

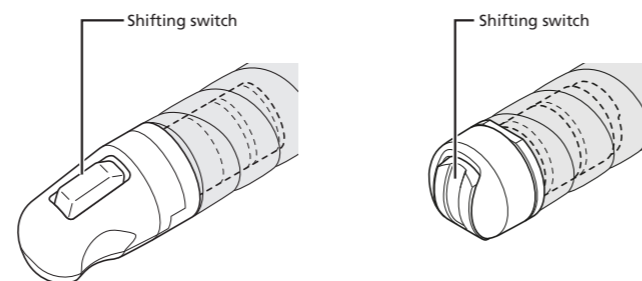
Before riding the bicycle, check the following items. If any problems are found, consult your place of purchase or a distributor.

- Is gear shifting carried out smoothly?
- Are the shifting switches attached to the handlebars snugly?
- Do any abnormal noises occur during operation?

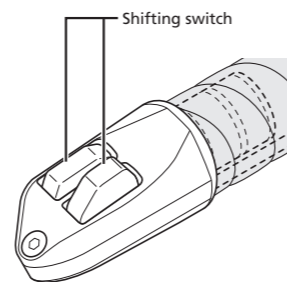
Names of parts

* The shape differs depending on the model.

1-button type



2-button type



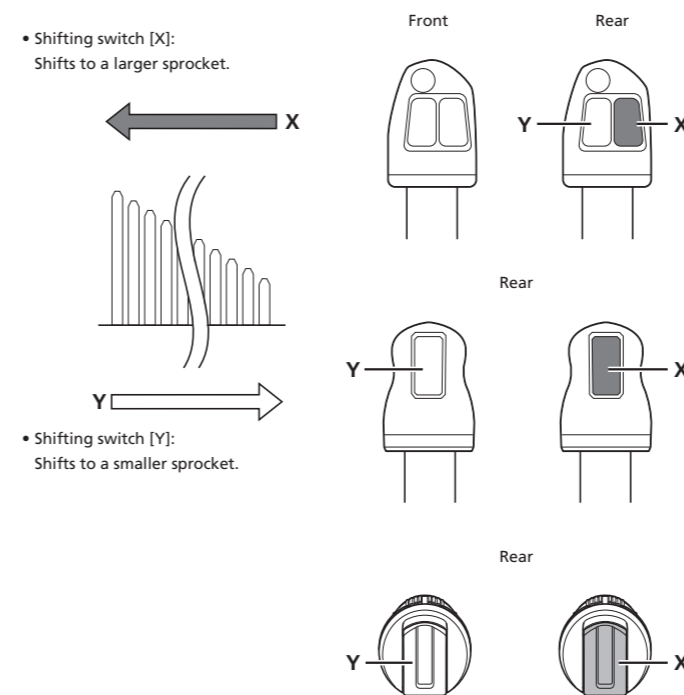
How to operate

■ Gear shifting operations

Be sure to rotate the crank when carrying out any operations which are related to gear shifting.

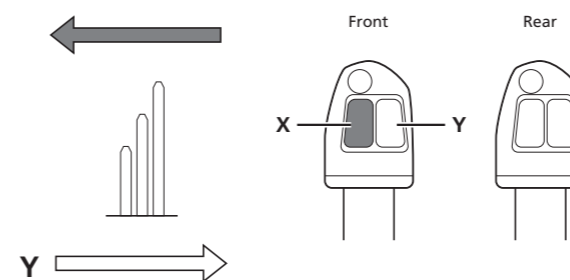
■ Rear shifting switch operation

* The shape differs depending on the model.



■ Front shifting switch operation

- Shifting switch [X]: Shifts to a smaller chainring.



- Shifting switch [Y]: Shifts to a larger chainring.

Actual behavior may differ depending on the connected components and software version.

Shifting switches [X] and [Y] can be switched between shifting up and down. The shifting switches can also be switched to serve as the rear shifting switch and front shifting switch.

* To switch the shifting switches, contact the place of purchase.

SHIMANO



SHIMANO NORTH AMERICA BICYCLE, INC.
One Holland, Irvine, California 92618, U.S.A. Phone: +1-949-951-5003

SHIMANO EUROPE B.V.
High Tech Campus 92, 5656 AG Eindhoven, The Netherlands Phone: +31-402-612222

MADISON (A DIVISION OF H.YOUNG (OPERATIONS) LTD)
Roebuck Way, Knowlhill, Milton Keynes, Buckinghamshire, MK5 8HL, United Kingdom

SHIMANO INC.
3-77 Oimatsu-cho, Sakai-ku, Sakai City, Osaka 590-8577, Japan