

# User's Manual

## Front Hub (for E-THRU)



---

**Contents**

**IMPORTANT NOTICE..... 3**

**Important safety information ..... 4**

**Notice..... 5**

**Regular inspections before riding the bicycle ..... 6**




**Names of parts..... 7**

# IMPORTANT NOTICE

- Contact the place of purchase or a distributor for information on installation, adjustment, and replacement of the products which are not found in the user's manual. A dealer's manual for professional and experienced bicycle mechanics is available on our website ( <https://si.shimano.com> ).

**For safety, be sure to read this user's manual thoroughly before use, follow it for correct use, and store it so that it can be referenced at any time.**

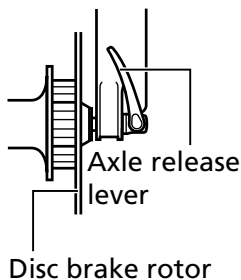
The following instructions must be observed at all times in order to prevent personal injury and physical damage to equipment and surroundings. The instructions are classified according to the degree of danger or damage which may occur if the product is used incorrectly.

	<b>DANGER</b>	Failure to follow the instructions will result in death or serious injury.
	<b>WARNING</b>	Failure to follow the instructions could result in death or serious injury.
	<b>CAUTION</b>	Failure to follow the instructions could cause personal injury or physical damage to equipment and surroundings.

# Important safety information

## **⚠ WARNING**

- Do not disassemble or modify the product. This may cause the product to not operate correctly, and you may suddenly fall and be seriously injured.
- **Check that the wheels are fastened securely before riding the bicycle. Using the axle release lever incorrectly may cause the wheel to fall off, etc. and lead to serious injury due to a fall or collision.**
- Before riding the bicycle, you should carefully check your hubs to make sure that there are no cracks in the axles, and if you find any unusual conditions, DO NOT use the bicycle. This front hub is designed for downhill bicycle riding and freeriding. However, depending on the riding conditions, the hub axle could develop cracks that result in the failure of the axle. This can lead to an accident that could result in serious injury or even death.
- This hub can only be used in combination with a special front fork and E-THRU. If it is used in combination with any other front fork or through axle, it may cause the wheel to become detached from the bicycle during riding and result in serious injury.
- When installing the front wheel to the front suspension fork, always be sure to follow the directions given in the manual for the front suspension fork. The securing method and tightening torque for the front wheel both vary depending on the type of front suspension fork being used. If the instructions are not followed, the front wheel may fall out and possibly result in serious injury.
- Confirm that the axle release lever does not interfere with the disc brake rotor even when it is fully engaged. The axle release lever may interfere with the disc brake rotor if it is on the disc brake rotor side, which is unsafe. If the axle release lever interferes with the disc brake rotor, immediately stop use and contact the place of purchase or a distributor.



# Notice

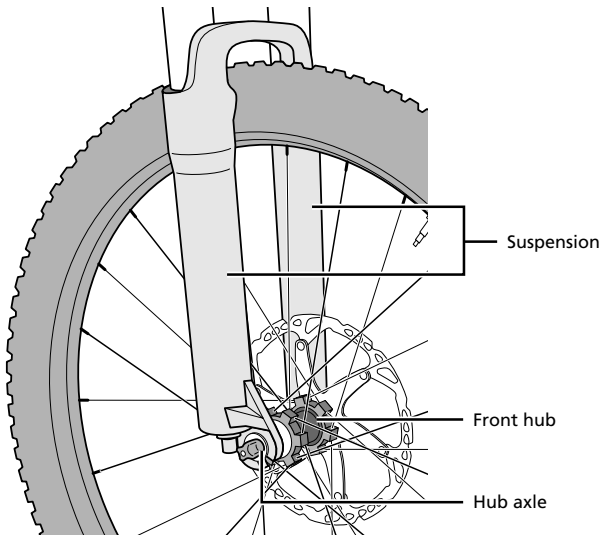
- Do not oil the internal parts of the hub. Otherwise, the grease will flow out.
- Use a neutral detergent when cleaning hubs. Other cleaners may damage the hubs. Do not clean any areas that have been instructed not to be cleaned.
- Do not clean the hub areas with a high-pressure wash. Water may get inside the hubs, which can degrade performance.
- Products are not guaranteed against natural wear and deterioration from normal use and aging.
- For maximum performance we highly recommend SHIMANO lubricants and maintenance products.

# Regular inspections before riding the bicycle

Before riding the bicycle, check the following items. If any problems are found, consult your place of purchase or a distributor.

- Are the wheels secure?
- Is it hard to rotate the wheels?
- Are there any abnormal noises?

# Names of parts



# SHIMANO

**SHIMANO NORTH AMERICA BICYCLE, INC.**  
One Holland, Irvine, California 92618, U.S.A. Phone: +1-949-951-5003

**SHIMANO EUROPE B.V.**  
High Tech Campus 92, 5656 AG Eindhoven, The Netherlands Phone: +31-402-612222

**SHIMANO INC.**  
3-77 Oimatsu-cho, Sakai-ku, Sakai City, Osaka 590-8577, Japan