

User's Manual

ROAD Front Hub Disc Brake (for E-THRU)



Contents

IMPORTANT NOTICE..... 3

Important safety information 4

Notice..... 5

Regular inspections before riding the bicycle 6




Names of parts..... 7

IMPORTANT NOTICE

- Contact the place of purchase or a distributor for information on installation, adjustment, and replacement of the products which are not found in the user's manual. A dealer's manual for professional and experienced bicycle mechanics is available on our website (<https://si.shimano.com>).

For safety, be sure to read this “user's manual” thoroughly before use, follow it for correct use, and store it so that it can be referenced at any time.

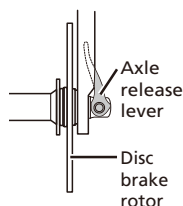
The following instructions must be observed at all times in order to prevent personal injury and physical damage to equipment and surroundings. The instructions are classified according to the degree of danger or damage which may occur if the product is used incorrectly.

	DANGER	Failure to follow the instructions will result in death or serious injury.
	WARNING	Failure to follow the instructions could result in death or serious injury.
	CAUTION	Failure to follow the instructions could cause personal injury or physical damage to equipment and surroundings.

Important safety information

WARNING

- Do not disassemble or modify the product. This may cause the product to not operate correctly, and you may suddenly fall and be seriously injured.
- **Check that the wheels are fastened securely before riding the bicycle. Using the axle release lever incorrectly may cause the wheel to fall off, etc. and lead to serious injury due to a fall.**
- This hub can only be used in combination with a special front fork and through axle. If it is used in combination with any other front fork or through axle, it may cause the wheel to become detached from the bicycle during riding and result in serious injury.
- Confirm that the axle release lever does not interfere with the disc brake rotor even when it is fully engaged. The axle release lever may interfere with the disc brake rotor if it is on the disc brake rotor side, which is dangerous. If the axle release lever interferes with the disc brake rotor, immediately stop use and contact the place of purchase or a distributor.



- For details on the E-THRU axle, refer to the E-THRU axle user's manual.

Notice

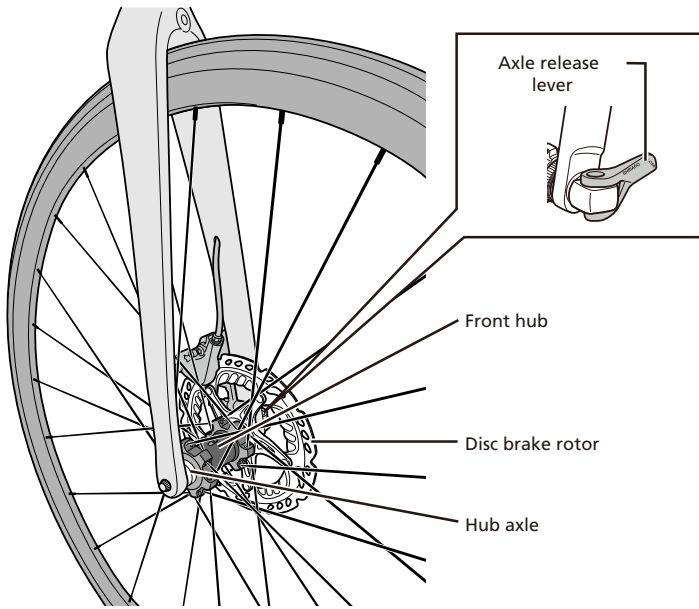
- Do not lubricate the internal parts of the hub. Otherwise, grease will flow out.
- Be sure to also read the manual for the disc brakes.
- Products are not guaranteed against natural wear and deterioration from normal use and aging.
- For maximum performance we highly recommend SHIMANO lubricants and maintenance products.

Regular inspections before riding the bicycle

Before riding the bicycle, check the following items. If any problems are found, consult your place of purchase or a distributor.

- Are the wheels secure?
- Is it hard to rotate the wheels?
- Are there any abnormal noises?

Names of parts



SHIMANO

SHIMANO NORTH AMERICA BICYCLE, INC.
One Holland, Irvine, California 92618, U.S.A. Phone: +1-949-951-5003

SHIMANO EUROPE B.V.
High Tech Campus 92, 5656 AG Eindhoven, The Netherlands Phone: +31-402-612222

SHIMANO INC.
3-77 Oimatsu-cho, Sakai-ku, Sakai City, Osaka 590-8577, Japan