

# SERVICE INSTRUCTIONS

## FC-7402-SG BB-7400

## Front Chainwheel Bottom Bracket

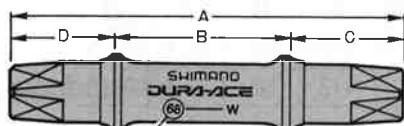
Before use, read these instructions carefully, and follow them for correct use.

### Product specifications

<b>Material</b>	Light alloy and steel
<b>Bolt circle diameter</b>	130mm
<b>Applicable chain</b>	Shimano UG narrow chain
<b>SG chainwheel teeth *</b>	A-52T × 42T, A-53T × 42T, B-53T × 39T
<b>Crank length</b>	165mm, 167.5mm, 170mm, 172.5mm, 175mm, 177.5mm, 180mm
<b>Pedal threads</b>	B.C. 9/16" × T.P.I. (English thread), M14 × P1.25 (French thread)
<b>Bottom bracket cup thread dimensions</b>	1.37 × 24T (English thread), 35 × 1.0 (French thread), 36 × 24T (Italian thread)
<b>Chain line</b>	43.5mm
<b>B.B. spindle</b>	112mm (68mm shell width), 113mm (70mm shell width)

- \* ..... • If the inner SG sprocket has 42T, use A-52T or A-53T for the outer sprocket.
- If the inner SG sprocket has 39T, use B-53T for the outer sprocket.

### Bottom bracket spindle width



Shell width

Shell width	A	B	C	D
68	112	50	32.5	29.5
70	113	52	31.5	29.5

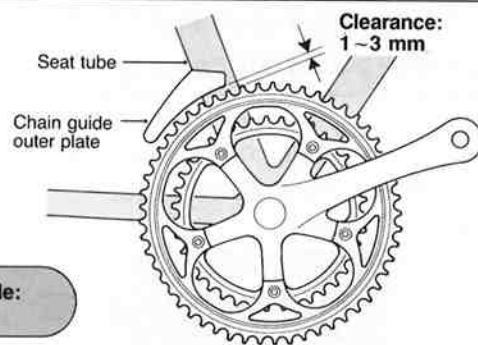
(Unit: mm)

### Note

Chains other than the Shimano narrow-type chain cannot be used.

Adjust so that there is a clearance of 1—3 mm between the large sprocket and the plate at the outer side of the chain guide, and then install the front derailleur.

Tightening torque to front chainwheel axle:  
350—450 kgfcm (322—414 in.lbs)

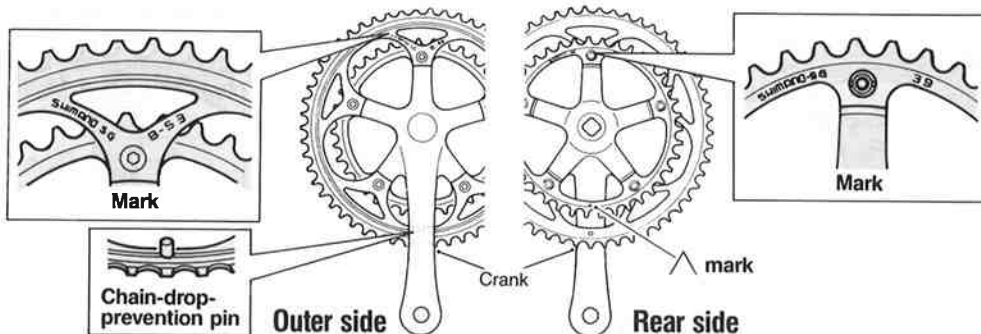


### Installation of the chain ring

The Super Glide (SG) features will not be fully available if the chain guide is installed at an incorrect position, so be sure to install to the correct position.

With the marked surface of the large sprocket at the outer side, set the large sprocket so that the chain-drop-prevention pin comes to the crank position.

With the marked surface of the small sprocket at the rear side, set so that the  $\wedge$  mark comes to the crank position.



Please note: specifications are subject to change for improvement without notice. (English)



SHIMANO AMERICAN CORPORATION  
One Shimano Drive, Irvine, California, U.S.A. 92718 Tel (714) 951-5003  
SHIMANO (EUROPA) GmbH  
Kleinbühlgen 1-3, 4010 Hilden, West Germany Tel 02103-6005-0

SHIMANO (SINGAPORE) PTE. LTD.  
No. 20, Benoi Sector, Jurong Town, Singapore 2262 Tel 2654777  
SHIMANO INDUSTRIAL CO., LTD.  
3-77 Ormaizsucho, Sakai, Osaka, Japan Tel (0722) 23-3243

© Jun. 1989 by Shimano Co., Ltd T-28A XBC SHS Printed in Japan.