

Santé

Caliper Brake BR-5000-49

by SHIMANO

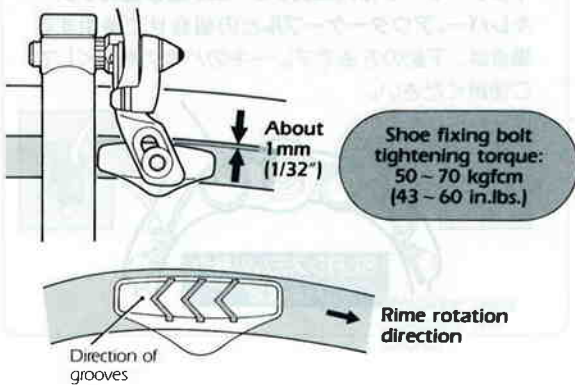


Before use, read these instructions carefully, and follow them for correct use.

Use the Shimano Santé brake (BR-5000) as a set together with a Santé series Brake lever (BL-5001, BL-5002) and the Shimano outer cable casing with liner when the spring force is set for SLR (Shimano Linear Response.)

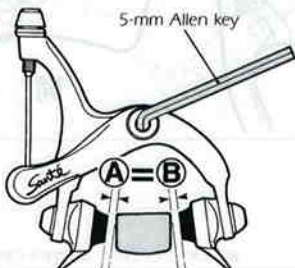
Assembling the Caliper Brake

1. Brake shoe setting position



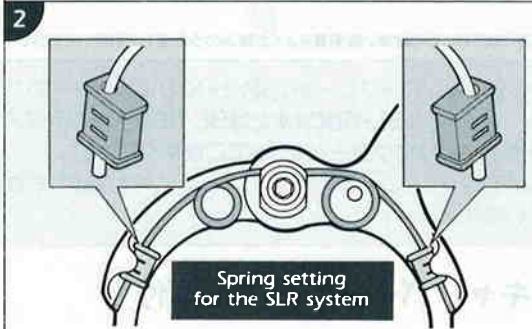

2. Cable securing and brake shoe centering

With the lever's quick release button at the closed position, set as shown in the illustration.



$A + B = 3 \sim 4\text{mm}$

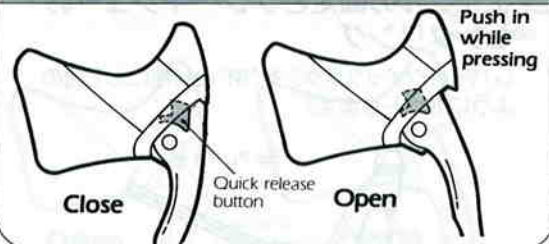
Note



If used on the type of frame which has an internally routed cable, or with some other brake lever and outer cable, increase the return spring force as shown below.



How to use the quick release button



Please note: specifications are subject to change for improvement without notice (English)



SHIMANO AMERICAN CORPORATION
One Shimano Drive, Irvine, California U.S.A. 92718 Tel. (714) 961 6003
SHIMANO (EUROPE) GmbH
Im Hubenfeld 12 40110 Hilden, West Germany Tel. 02103 5005 0

SHIMANO (SINGAPORE) PTE. LTD.
No. 20, Benoi Sector, Jurong Town, Singapore 2262 Tel. 2854777
SHIMANO INDUSTRIAL CO. LTD.
3-77 Oimachi-cho, Sakai, Osaka, Japan Tel. (0722) 23 2424