

Front Derailleur
FD-5000

Santé

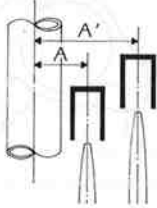
by SHIMANO



Before use, read these instructions carefully, and follow them for correct use.

■ Specifications

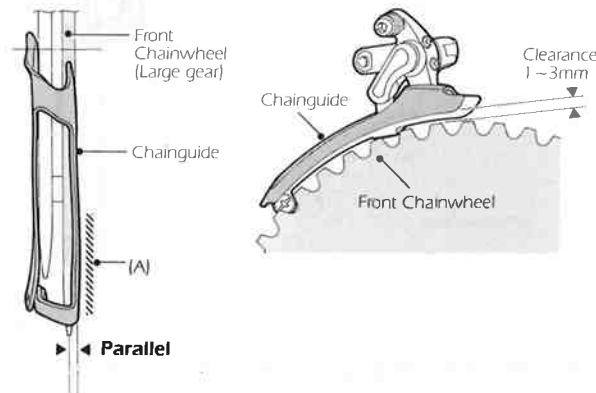
- Capacity: front gear difference: 14 teeth or less
- Stroke: $A - A' = 37 \sim 51\text{mm}$ (1-15/32" ~ 2")
- Type: band type, brazed-on type
- Weight: 100 g
- Material: Light Alloy, Resin
- Band diameter: $\varnothing 28.6\text{mm}$ (1-1/8")
- Application: For use with double front chainwheel only.



Assembly to Frame

1. Fix the clamp band to the seat tube temporarily by tightening the clamp bolt by hand.
2. And then adjust the clearance between the chainguide outside plate, as viewed from the side, and the front chainwheel large gear to between 1 ~ 3mm.
3. Next, adjust the chainguide position as seen from above. Position the chainguide outer surface (A) exactly above the large gear, so that it is parallel with the large gear.
4. Finally, tighten the clamp bolt with the 5mm hexagon wrench.

Tightening torque: 50kgfcm (43 in.lbs.)



Stroke Adjustment and Cable Assembly

● "L" (Low) side adjustment

Put the chain on the front chainwheel small gear and the largest gear of the freewheel. Then adjust the clearance between the chain and the chainguide inside plate (B) to a minimum by turning the adjusting screw "L", making sure that there is no contact between the two. Turn the adjusting screw "L" in a clockwise direction for the chainguide to move toward the large gear.

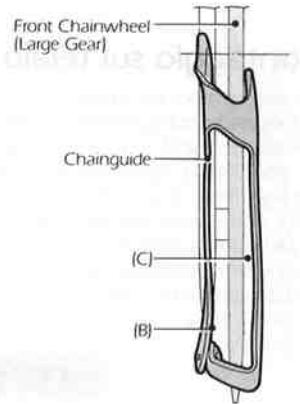
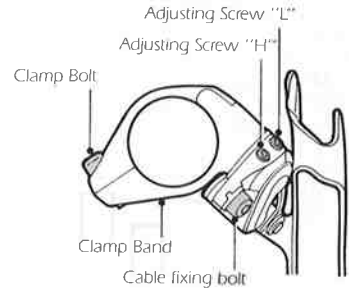
● Cable assembly

Tighten the cable fixing bolt to fix the cable.

Tightening torque: 50kgfcm (43 in.lbs.)

● "H" (Top) side adjustment

Put the chain on the front chainwheel large gear and on the smallest gear of the freewheel. Then adjust the clearance between the chain and the chainguide inside plate (C) to a minimum by turning the adjusting screw "H", making sure there is no contact between the two. Turn the adjusting screw "H" in a clockwise direction for the chainguide to move toward the small gear.



• Please note: Specifications are subject to change for improvement without notice. (English)



SHIMANO AMERICAN CORPORATION
One Shimano Drive, Irvine, California U.S.A. 92718 Tel. (714) 951-5003
SHIMANO (EUROPA) GmbH.
Im Hülsenfeld 13 4010 Hilden, West Germany Tel. 02103-5005-0
SHIMANO (SINGAPORE) PTE. LTD.
No. 20, Benoi Sector, Jurong Town, Singapore 2262 Tel. 2654777
SHIMANO INDUSTRIAL CO., LTD.
3-77 Oimatsucho, Sakai, Osaka, Japan Tel. (0722) 23-3243