

SERVICE INSTRUCTION

Shimano
600EX

Shifting Lever

SL-6208

SHIMANO 600
EX



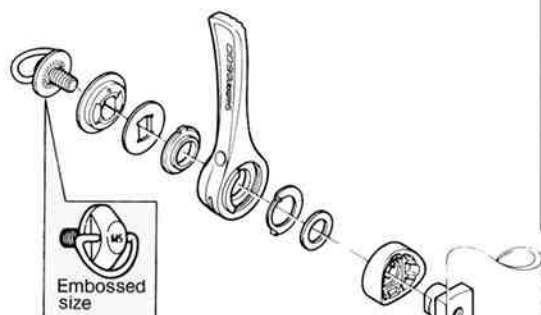
Specifications

- Type: SIS type (6 speeds) with friction shifting mechanism
- Installation position: Down tube
- Material: Light alloy
- Weight: 68g

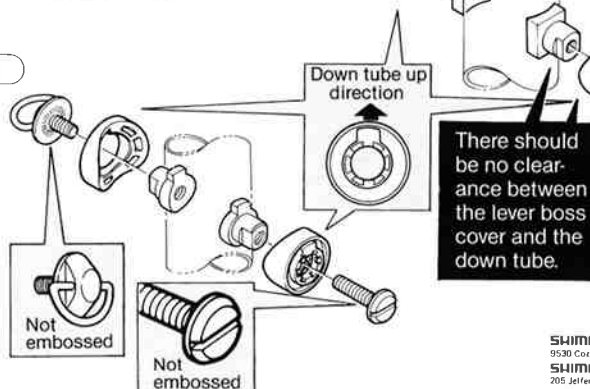
Note

- The following products should be used together for Shimano Index System (SIS) Function.
 - Shifting Lever SL-6208
 - Rear Derailleur RD-6208
 - Freewheel (6 speeds) ... MF-6208/FH-6208/MF-7400/FH-7400/MF-Z012
- Chain Shimano UG Chain/"SEDIS" Chain
- Outer Cable Shimano lined cable
- Note that it may happen that the rear derailleur may shift to top side when the shifting lever is shifted from SIS to the friction mode in riding.
- Because the high cable resistance of a frame with internal cable guides would impair SIS function, this type of frame cannot be used.
- The shifting lever and rear derailleur cannot be used in combination with the New DURA-ACE Series components.

For M5



For M4.5



There should be no clearance between the lever boss cover and the down tube.


Be sure to fit firmly.

Installation of the shifting lever

Install the shifting lever while referring to the size (M5 size and M4.5 size) of the lever tightening bolt, and lever boss. The same size of each should be used.

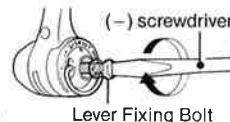
Note: Do not turn the ring until after the lever tightening bolt is tightened.

If it is turned in error, make the installation after first checking to be sure that the SIS ▼ SET marking and the red ▲ mark are in the down tube up direction.



Be sure to use a (-) screwdriver to tighten the lever fixing bolt.

Lever fixing bolt tightening torque: 25 kgfcm or more (23 in. lbs. or more)

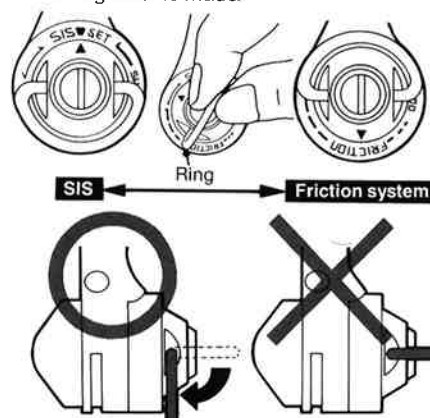


SIS operation

Turn the ring to change to SIS or friction.

If friction is selected, the lever movement will gradually change from "clicks" to friction when the ring is turned counterclockwise. **Turn the ring until the change is made completely to friction**

Note: Be sure to move the ring downward after the changeover is made.



Note: For the lever boss cover there are three types: for Shimano (M4.5), the Italian type (M5), and for CANNONDALE-VITUS.

Please note: Specifications are subject to change for improvement without notice.

SHIMANO SALES CORPORATION
9530 Cornerstone Avenue, Channahon, Illinois 61311 Tel. (815) 882-4411
SHIMANO AMERICAN CORPORATION
205 Jefferson Road, Parsippany, New Jersey 07054 U.S.A. Tel. (201) 884-2300
SHIMANO (EUROPE) GmbH
Im Huelshof 13 4010 Hilden, West Germany Tel. 02103 5005 16

SHIMANO (SINGAPORE) PTE. LTD.
No. 20, Bencoolen Street, Jurong Town, Singapore 2202 Tel. 2654777
SHIMANO INDUSTRIAL CO., LTD.
3-77 Omatsucho, Sakai, Osaka, Japan Tel. (0722) 23-3243

© Jan. 1986 by Shimano P-2 AZ SHS Printed in Japan