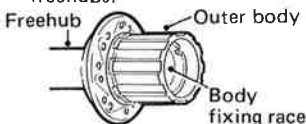


Freehub Removal Tool Model TL-FH40



The TL-FH40 is used to assemble or disassemble the body fixing race of Shimano freehubs.

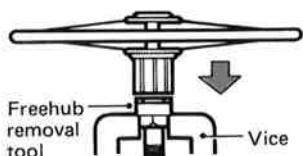


Note:

The TL-FH40 cannot be used for models FH-7250 and FH-7260 Dura-Ace EX freehubs.



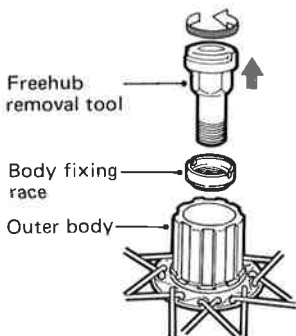
How to use the freehub removal tool



1. After disassembling the left side lock nut, left side cone, dust cap, hub axle, and ball bearings, insert the body fixing race into the freehub removal tool which is fixed into vice.



2. Turn the wheel while pressing down. Turn the wheel clockwise to disassemble and counterclockwise to assemble.



3. When the body fixing race is difficult to remove from the outer body, screw the bolt part of the freehub removal tool into the body fixing race and pull it straight out.