SERVICE INSTRUCTIONS **SI-8B20A**

Installation of the SHIMANO adapter and caliper (BR-M755)

Before use, read these instructions carefully, and follow them for correct use

Note

- Use a 170 mm SHIMANO SM-RT75 rotor for the front rotor and a 160 mm SHIMANO SM-RT75 rotor for the rear rotor. If a different rotor combination is used, it may cause the braking force to be reduced, or the rotor may interfere with the operation of the calipers.
- Make sure that the ends of the loosening-prevention wires do not interfere with the operation of the rotors or with your body.
- Be sure to read these Service Instructions together with the Service Instructions for the M755 disc brake system.

1. Install the adapter as shown in the illustration.

<For front>

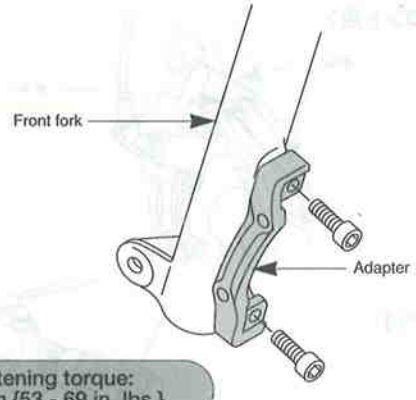

Tightening torque:
6 - 8 Nm {53 - 69 in. lbs.}

<For rear>

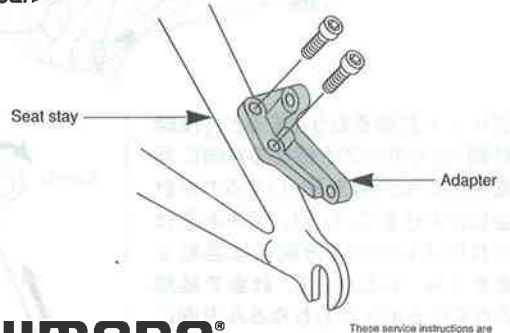

2. Install the caliper to the adapter as shown in the illustration, while referring to the Service Instructions for the BR-M755.

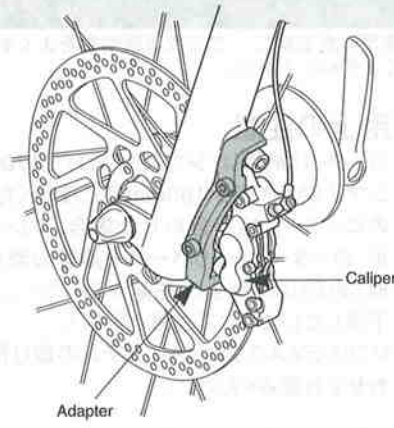

3. Tie the bolts with wire as shown in the illustration to prevent them from loosening.

<For front>

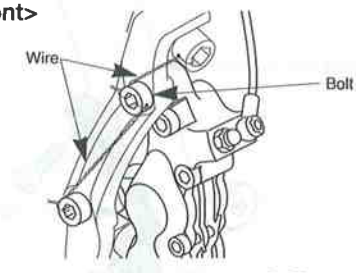

<For rear>

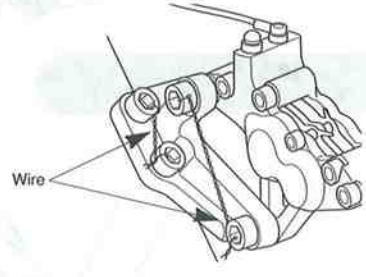

If bolt ① tries to loosen (turn in the counterclockwise direction), force is applied via the wire to turn bolt ② in the tightening direction (clockwise). However, bolt ② cannot turn any further in the tightening direction.
Accordingly, this prevents bolt ① from turning in the loosening direction because it is also connected via the wire.
If either one of the bolts tries to loosen, this causes a force to be applied to the other bolt to turn it in the tightening direction. In other words, this system prevents the bolts from loosening.

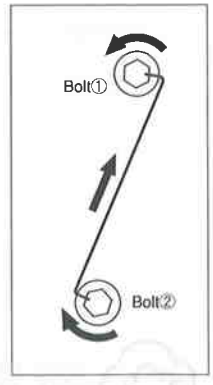

SHIMANO®

These service instructions are printed on recycled paper and can be recycled again

SHIMANO AMERICAN CORPORATION
One Holland Irvine CA 92618 U.S.A. Phone 949-951-5003

SHIMANO EUROPA
Industrieweg 24 NL-8071 CT Nunspeet Holland Phone 31-341-272222

SHIMANO INC.
77 Oimatsu-cho 3-cho Sakai Osaka 590-8577 Japan Phone 0722-23-3243

Please note: specifications are subject to change for improvement without notice. (English)
© Mar. 1999 by Shimano Inc. XBC IZM Printed in Japan.