

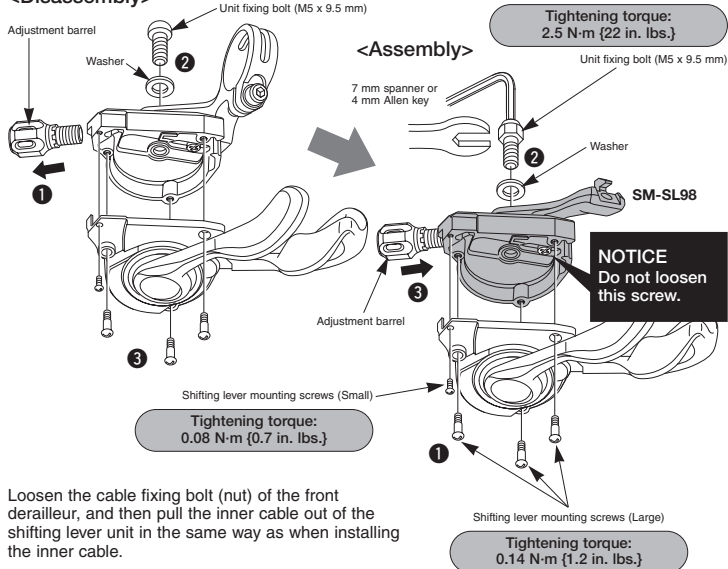
SM-SL98

Bracket band

■ Replacement of the bracket band

* The illustration shows the right-hand side lever.
Carry out the same procedure for the left-hand side lever.

<Disassembly>



Loosen the cable fixing bolt (nut) of the front derailleur, and then pull the inner cable out of the shifting lever unit in the same way as when installing the inner cable.

<Disassembly>

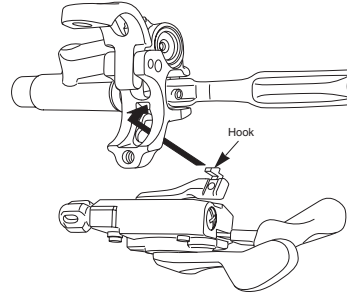
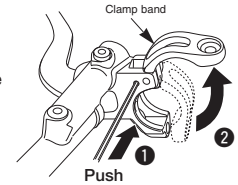
1. Remove the adjustment barrel.
2. First remove the unit fixing bolt.
3. Remove the four shifting lever mounting screws, and then remove the shifting lever unit as shown in the illustration.

<Assembly>

1. To assemble, align the shifting lever unit and the bracket band (SM-SL98) and then secure the shifting lever mounting screws.
2. Place the washer onto the bolt, and then secure the unit fixing bolt.
3. Install the adjustment barrel.

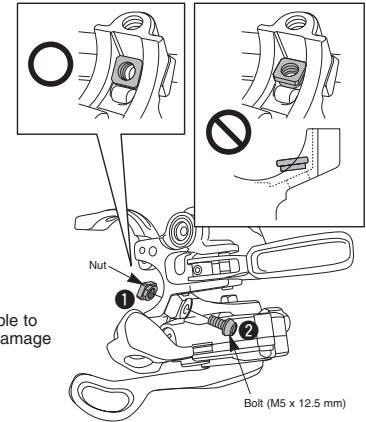
■ Installation to the brake lever (BL-M985 or BL-M988)

1. Use a 2 mm Allen key to open the clamp band of the brake lever as shown in the illustration.
2. Insert the hook of the shifting lever bracket into the hole in the brake lever bracket, and then provisionally tighten the special nut and special bolt to install it to the handlebar.



Note:

Do not install the nut upside-down.
If it is installed upside-down, it will not be possible to secure the brake lever to the handlebars, and damage may occur.



3. Use a 4 mm Allen key to secure the shifting lever to the brake lever.

Tightening torque:
3 N·m {26 in. lbs.}

Read these Service Instructions together with the Service Instructions for the BR-M985 (SI-8J70A).

SHIMANO

SHIMANO AMERICAN CORPORATION
One Holland, Irvine, California 92618, U.S.A. Phone: +1-949-951-5003

SHIMANO EUROPE B.V.
Industrieweg 24, 8071 CT Nunspeet, The Netherlands Phone: +31-341-272222

SHIMANO INC.
3-77 Oimatsu-cho, Sakai-ku, Sakai-shi, Osaka 590-8577, Japan

* Service Instructions in further languages are available at : <http://techdocs.shimano.com>

Please note: specifications are subject to change for improvement without notice. (English)
© Apr. 2010 by Shimano Inc. XBC SZK Printed in Japan.