

FH-5500

Freehub

Before use, read these instructions carefully, and follow them for correct use.

Product specifications

Freehub

Model No.	FH-5500
Gears	9
No. of spoke holes	32 / 36
Overlock nut dimensions	130 mm

Cassette sprocket

Model No.	CS-HG70-9
Sprocket tooth configuration	
12T - 23T	12T, 13T, 14T, 15T, 16T, 17T, 19T, 21T, 23T
12T - 25T	12T, 13T, 14T, 15T, 17T, 19T, 21T, 23T, 25T
13T - 23T	13T, 14T, 15T, 16T, 17T, 18T, 19T, 21T, 23T
13T - 25T	13T, 14T, 15T, 16T, 17T, 19T, 21T, 23T, 25T


Sprockets marked by  are secured.

Note

- Do not use the CS-HG70-9 in any combination other than with the CN-HG72, CN-HG92, CN-7700. Other chains cannot be used as the sizes do not match.

SHIMANO
SHIMANO AMERICAN CORPORATION
One Hubbard Walks CA 92018 U.S.A. Phone: 714-951-5303

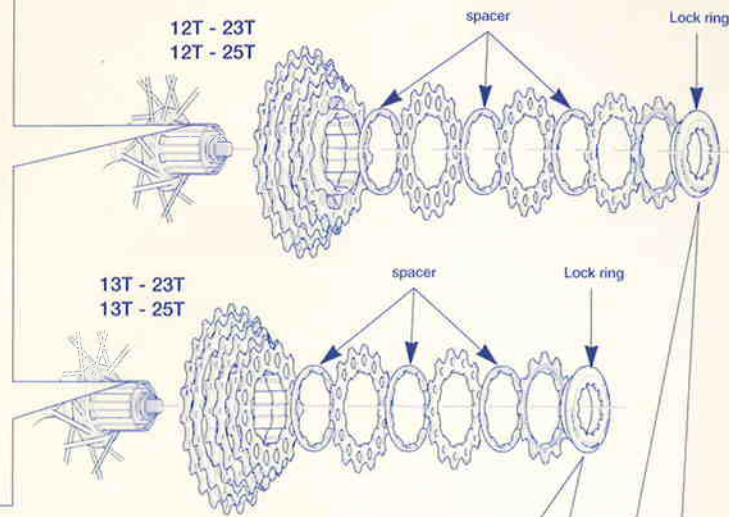
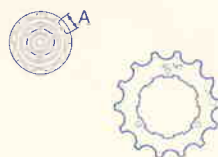
SHIMANO EUROPA
Industrieweg 21 NL-8271 CT Nieuw-Bilt HOLLAND Phone 31-3412-72222 77 Computo-cho 3 cho Saka Osaka 590-8577 Japan Phone 0722-23-5241
Please note: specifications are subject to change for improvement without notice. (English)
© Apr. 1998 by Shimano Inc. XBC SZK Printed in Japan

These service instructions are printed on recycled paper and can be recycled again 

Installation of the HG sprockets

For each sprocket, the surface that has the group mark should face outward and be positioned so that the wide parts of the gear projections on each sprocket and the A part (where the groove width is wide) of the freewheel body are aligned.

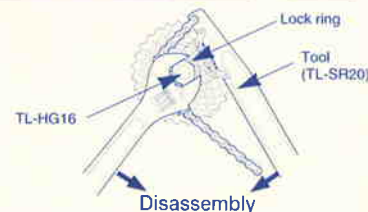
The groove is wide at one place only.



- For installation of the HG sprockets, use the special tool (TL-HG16) to tighten the lock ring.

Tightening torque:
30 - 50 Nm {261 - 434 in. lbs.}

- To replace the HG sprockets, use the special tool (TL-HG16) and TL-SR20 to remove the lock ring.



Replacement of the freewheel body

After removing the hub axle, remove the freewheel body fixing bolt (inside the freewheel body), and then replace the freewheel body.

- Note:**
Do not attempt to disassemble the freewheel body, because it may result in a malfunction.

Tightening torque:
35 - 50 Nm {305 - 434 in. lbs.}

