

Battery Charger (SM-BCR1)



User's manuals in other languages are available at :
<http://si.shimano.com>

IMPORTANT NOTICE

- Contact the place of purchase or a bicycle dealer for information on installation and adjustment of the products which are not found in the user's manual. A dealer's manual for professional and experienced bicycle mechanics is available on our website (<http://si.shimano.com>).
- Do not disassemble or alter this product.

For safety, be sure to read this user's manual thoroughly before use, and follow them for correct use.

Important Safety Information

Guidelines that require replacement, contact the place of purchase or a bicycle dealer.

Be sure to observe the following in order to avoid burns or other injury from fluid leakages, overheating, fire or explosions.

DANGER

- Do not get the charger wet or use it while it is wet, and do not touch or hold it with wet hands.
 ⇒ If this is not observed, problems with operation or electric shocks may occur.
- Do not cover the charger with a cloth or similar while it is in use.
 ⇒ If this is not observed, heat may build up and the case may become deformed, or fire or overheating may occur.

• Do not disassemble or modify the charger.
⇒ If this is not observed, electric shocks or injury may occur.

- Use the charger at the specified power supply voltage only.
 ⇒ If a power supply voltage other than that specified is used, fire, explosions, smoke, overheating, electric shocks or burns may occur.

WARNING

- Be sure to hold the power cable by the power plug when connecting and disconnecting the power plug from the electrical outlet.
 ⇒ If you do not hold the power cable by the power plug, fire or electric shocks may occur.
 * If heat or acrid-smelling smoke is coming out from the power plug.
 * There may be a bad connection inside the power plug.
- Do not touch metallic parts of the charger or the AC adapter if there is a lightning storm.
 ⇒ If lightning strikes, electric shocks may occur.
- Do not overload the electrical outlet with appliances beyond its rated capacity, and use only a 100 – 240 V AC electrical outlet.
 ⇒ If the electrical outlet is overloaded by connecting too many appliances using adapters, overheating resulting in fire may occur.
- Do not damage the power cord or power plug.
 (Do not damage, process, forcibly bend, twist or pull them, bring them near hot objects, place heavy objects on them or bundle them tightly together.)
 ⇒ If they are used while damaged, fire, electric shocks or short-circuits may occur.
- Do not use the charger with commercially-available electrical transformers designed for overseas use, as they may damage the charger.
- Always be sure to insert the power plug as far as it will go.
 ⇒ If this is not observed, fire may occur.
- After reading the user's manual carefully, keep it in a safe place for later reference.

CAUTION

- This appliance can be used by children aged from 8 years and above and persons with reduced physical, sensory or mental capabilities or lack of experience and knowledge if they have been given supervision or instruction concerning use of the appliance in a safe way and understand the hazards involved.
Children should not play with the appliance.
Cleaning and user maintenance should not be made by children without supervision.

- Disconnect the power plug from the electrical outlet before cleaning the charger.

Note

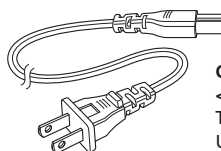
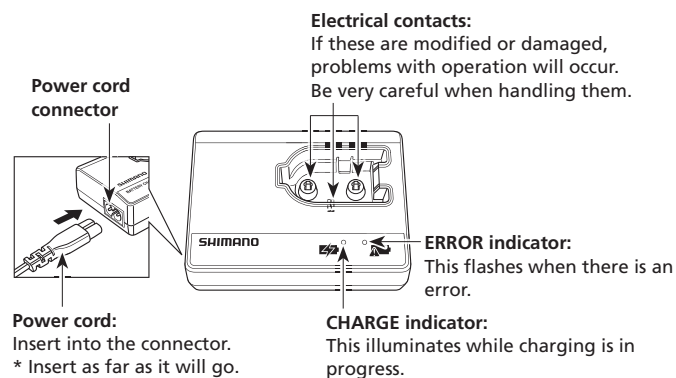
- Use this instrument under the direction of a safety supervisor or the direction for use. Do not allow physically, sensory, or mentally impaired persons, inexperienced persons, or persons with no required knowledge including children to use this instrument.
- Do not allow children to play near this instrument.
- Products are not guaranteed against natural wear and deterioration from normal use and aging.
- For maximum performance we highly recommend Shimano lubricants and maintenance products.

Main specifications	
Input	100 – 240 V AC, 50/60 Hz
Output	8.4 V DC, 0.55 A
Dimensions	Approx. 100 mm (W) x 30 mm (H) x 72 mm (D)
Weight	Approx. 110 g
Operating temperature	0 – 45 °C
Storage temperature	–20 – 70 °C

Names of parts

■ Charger (SM-BCR1)

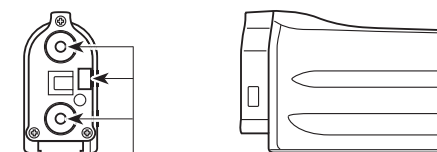
This charger is a special charger for use in charging Shimano lithium ion batteries (SM-BTR1). Never insert any other type of batteries, otherwise bursting or fire may occur.
 * Make sure that you thoroughly understand the general Safety Information for this product before use.



Charger cord
< Sold separately >
 Type No.
 USA/Canada : SM-BCC1 2
 UK : SM-BCC1 6

■ Special battery (SM-BTR1)

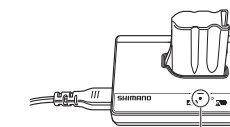
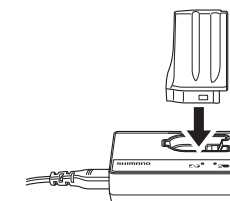
This is a lithium ion battery. Use the special charger (SM-BCR1) to charge it. Never use any other charger to charge the battery, otherwise bursting or fire may occur.



Electrical contacts:
 If these are modified or damaged, problems with operation will occur.
 Be very careful when handling them.

Charging method

1. Insert the power plug of the charger into an electrical outlet.
2. Insert the battery (SM-BTR1) into the charger (SM-BCR1) as far as it will go.
 * The charging time is approximately 1.5 hours. (Note that the actual time will vary depending on the amount of charge remaining in the battery.)
3. When the CHARGE indicator (orange) switches OFF, charging is complete.
 * If the ERROR indicator flashes, it means that there may be a problem with the battery. Refer to "Error Judgment Details" for more information.
4. Disconnect the power plug of the charger from the electrical outlet and store the charger in a suitable place as specified in the Safety Precautions.

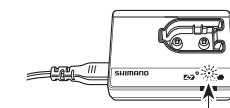


Illuminates orange

Error Judgment Details

What to do if an error occurs

- Remove the battery from the charger, disconnect the power plug of the charger from the electrical outlet, and then repeat the charging operation.
- If charging is still not possible after the above steps have been carried out, the ambient temperature may be too low or too high, or there may be a problem with the battery.



If charging is not possible, the ERROR indicator on the charger will flash.



SHIMANO

SHIMANO NORTH AMERICA BICYCLE, INC.
 One Holland, Irvine, California 92618, U.S.A. Phone: +1-949-951-5003

SHIMANO EUROPE B.V.
 High Tech Campus 92, 5656 AG Eindhoven, The Netherlands Phone: +31-402-612222

SHIMANO INC.
 3-77 Oimatsu-cho, Sakai-ku, Sakai-shi, Osaka 590-8577, Japan

Please note: specifications are subject to change for improvement without notice.
 (English)

© Jan.2018 by Shimano Inc. ITP

INSTRUCTIONS

IMPORTANT SAFETY INSTRUCTIONS

- SAVE THESE INSTRUCTIONS.

DANGER

- TO REDUCE THE RISK OF FIRE OR ELECTRIC SHOCK, CAREFULLY FOLLOW THESE INSTRUCTIONS.

For connection to a supply not in the U.S.A., use an attachment plug adapter of the proper configuration for the power outlet, if needed.

This power unit is intended to be correctly orientated in a vertical or floor mount position.

Battery to be recharged for this product is follows

Brand Name : SHIMANO
Battery Type : SM-BTR1
Rating : DC7.4V 500mAh

This device complies with Part 15 of the FCC Rules. Operation is subject to the following two conditions: (1) this device may not cause harmful interference, and (2) this device must accept any interference received, including interference that may cause undesired operation.

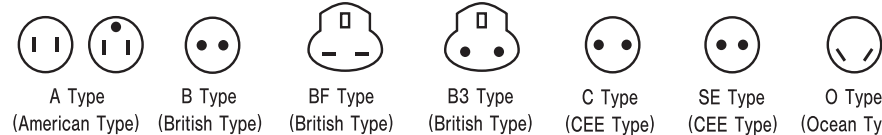
Note

This equipment has been tested and found to comply with the limits for a Class B digital device, pursuant to Part 15 of the FCC Rules. These limits are designed to provide reasonable protection against harmful interference in a residential installation. This equipment generates, uses, and can radiate radio frequency energy and, if not installed and used in accordance with the instructions, may cause harmful interference to radio communications. However, there is no guarantee that interference will not occur in a particular installation. If this equipment does cause harmful interference to radio or television reception, which can be determined by turning the equipment off and on, the user is encouraged to try to correct the interference by one or more of the following measures:

- Reorient or relocate the receiving antenna.
- Increase the separation between the equipment and receiver.
- Connect the equipment into an outlet on a circuit different from that to which the receiver is connected.
- Consult the dealer or an experienced radio/TV technician for help.

You are cautioned that any changes or modifications not expressly approved in this manual could void your authority to operate this equipment.

Representative plug of power supply cord of countries around the world.



Attention: Power cord meeting demands from each country shall be used.

-For only the United States
Use a UL Listed, 1.8-3m (6-10ft), Type SPT-2 or NISPT-2, AWG no.18 power supply cord, rated for 125V minimum 1A, with a non-polarized NEMA 1-15P plug rated for 125V 10A."

The representative supply voltage and plug type are described in this chart. Depend on an area, Different type of plug and supply voltage are used.

Europe				North America			
Countries	Voltage	Frequency (Hz)	Plug type	Countries	Voltage	Frequency (Hz)	Plug type
Austria	230	50	C	Canada	120	60	A
Belgium	230	50	C	USA	120	60	A
Czech	220	50	C	Central America			
Denmark	230	50	C	Countries	Voltage	Frequency (Hz)	Plug type
Finland	230	50	C	Bahamas	120/240	60	A
France	230	50	C	Costa Rica	110	60	A
Germany	230	50	C	Cuba	110/220	60	A/C
Greece	220	50	C	Dominican(rep)	110	60	A
Hungary	220	50	C	El Salvador	110	60	A
Iceland	230	50	C	Guatemala	120	60	A
Ireland	230	50	C/BF	Honduras	110	60	A
Italy	220	50	C	Jamaica	110	50	A
Luxemburg	230	50	C	Mexico	120/127	60	A
Netherlands	230	50	C	Nicaragua	120/240	60	A
Norway	230	50	C	Panama	110/220	60	A
Poland	220	50	C	South America			
Portugal	230	50	C	Countries	Voltage	Frequency (Hz)	Plug type
Romania	220	50	C	Argentina	220	50	C/BF/O
Russia	220	50	C	Brazil	127/220	60	A/C
Slovak	220	50	C	Chile	220	50	C
Spain	127/230	50	C	Colombia	120	60	A
Sweden	230	50	C	Peru	220	60	A/C
Switzerland	230	50	C	Venezuela	120	60	A
UK	240	50	BF	Middle East			
Asia				Countries	Voltage	Frequency (Hz)	Plug type
Countries/Regions	Voltage	Frequency (Hz)	Plug type	Iran	220	50	C/BF
China	220	50	A	Iraq	220	50	C/BF
Hong Kong	200/220	50	BF	Israel	230	50	C
India	230/240	50	C	Saudi Arabia	127/220	50	A/C/BF
Indonesia	127/230	50	C	Turkey	220	50	C
Japan	100	50/60	A	UAE	240	50	C/BF
Korea(rep)	220	60	C	Africa			
Malaysia	240	50	BF	Countries	Voltage	Frequency (Hz)	Plug type
Philippines	220/230	60	A/C	Algeria	127/220	50	C
Singapore	230	50	BF	Congo(dem)	220	50	C
Taiwan	110	60	A	Egypt	220	50	C
Thailand	220	50	C/BF	Ethiopia	220	50	C
Vietnam	220	50	A/C	Kenya	240	50	C/BF
Oceania				Nigeria	230	50	C/BF
Countries	Voltage	Frequency (Hz)	Plug type	South Africa	220/230	50	C/BF
Australia	240	50	O	Tanzania	230	50	C/BF
New Zealand	230/240	50	O	Tunisia	220	50	C



Disposal information for countries outside the European Union

This symbol is only valid within the European Union. Contact the place of purchase or your nearest Shimano agent for advice on disposing of used batteries.

SHIMANO

SHIMANO NORTH AMERICA BICYCLE, INC.
One Holland, Irvine, California 92618, U.S.A. Phone: +1-949-951-5003

SHIMANO EUROPE B.V.
High Tech Campus 92, 5656 AG Eindhoven, The Netherlands Phone: +31-402-612222

SHIMANO INC.
3-77 Oimatsu-cho, Sakai-ku, Sakai-shi, Osaka 590-8577, Japan

Please note: specifications are subject to change for improvement without notice.
(English)

© Jan.2018 by Shimano Inc. ITP